

Edge Profile Selection Sheet

Section A – Edge Options: Please circle either a standard or a custom edge. Please note standard edges are included in every quote, and custom edges are an upgrade.


3cm Standard Edges

200




*Available in 2cm

202




*Available in 2cm

204




*Available in 2cm

205



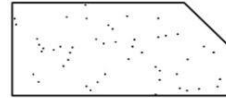
*Available in 2cm

209




3cm Custom Edges


214



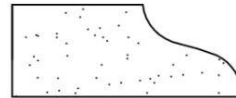
250




252



253

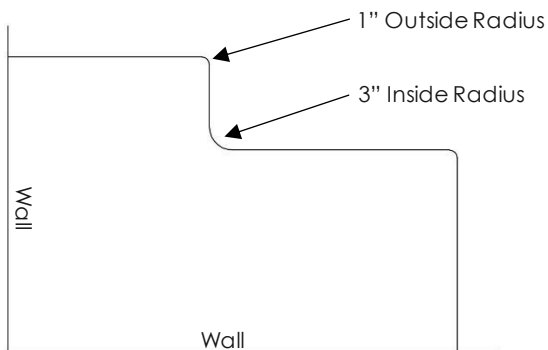


254

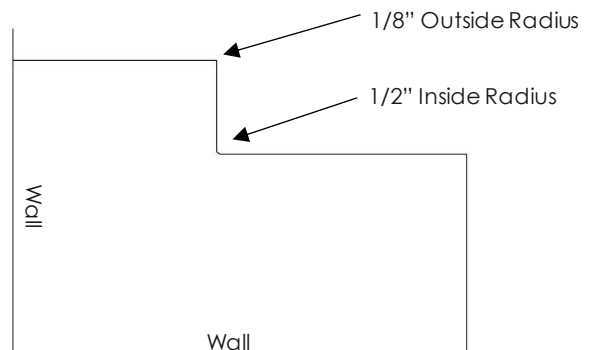


Section B – Radius Options: If you have selected edge 200 above, please select either the standard radius option or contemporary radius option. **Please note that the standard radius option is the only option for all other edges.** Below represents a top-down view of outside and inside corners of your countertop.

☐ Standard Radius Option



☐ Contemporary Radius Option *200 only



Section C – Overhang Options: Please note our standard overhangs are 2" off cabinet box fronts & 1 1/4" off of finished panels. Please confirm, in writing, if you would like a custom overhang. _____

Printed Name: _____

Signature: _____

Date: _____



5825 98 Street NW, Edmonton | 780.435.8686 | admin@urbangranite.ca